

Taunton Art Association

42 Williams Street, Taunton, Massachusetts 02780 • (508) 822-4513

www.tauntonarts.org

e-mail: tauntonarts@live.com

June

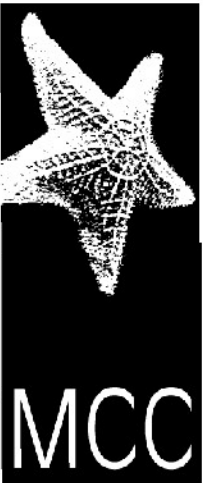


2011

Taunton Art Association

42 Williams Street, Taunton, Massachusetts 02780 • (508) 822-4513

The Taunton Art Association is supported in part by a grant from the Taunton Cultural Council, a local agency which is supported by the Massachusetts Cultural Council, a state agency.



massculturalcouncil.org

Dear Member,

Summer is here and so is our annual June Moon Critique Night & Ice Cream Social. I hope you're able to bring your artwork for a professional critique by Arthur Turcotte and Ted Nystrom on June 15.

I'd like to thank Carol Shiere for taking notes for me for Dennis LaVoie's demonstration in April and to Judy Stuart for taking notes for Tiago Finato's demonstration in May. Thanks a lot - you were both a big help!

Please note on the Calendar of Events page that there will be a change in the start time for our demonstrations starting in September. Also note that the art shows will now only take place on Sundays starting with the fall show.

Have a great summer!!

Sincerely,
Sue Boerman

OFFICERS

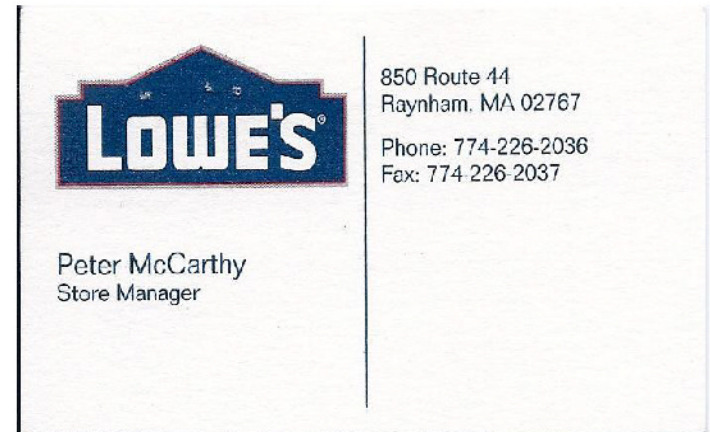
President:	Susan Boerman
Vice President:	Ann Rebello
Treasurer:	Judith Stuart
Recording Secretary:	Nancy Clark
Corresponding Secretary:	Edith Young
Membership Secretary:	Kathy Carpenter

EXECUTIVE BOARD MEMBERS

Norah Benoit	Chet Fortun	Ben Macomber	Linda Tikonoff
Karen Callan	Dennis LaVoie	Thelma McCaffrey	Arthur Turcotte
Sis Denson	Ted Lippold	Lionel Morris	Joyce Wilkins
Barbara Engler	Michael Lynn	Carolyn Straub	

HONORARY BOARD MEMBERS

Barbara Arsenault	John Barradas	Mayor Crowley
Joan Roster	Alden Thompson	



We'd like to thank Lowe's of Raynham for being a sponsor for our Spring Art Show. They donated \$25 of plants.



Spring Art Show Co-Chairs Nancy Clark (left) and Judy Stuart (right).




"June Moon"



fundraiser

On Wednesday June 15 at 7:00 pm
TAA will be hosting it's 3rd annual Critique
Night for your artwork and photographs. While
you wait you can make your own sundae!
ALL ARE WELCOME FOR THIS EVENT.
For \$5.00 you will receive 1 critique and 1
sundae. Additional works for critique will cost
\$3.00 each.
We look forward to seeing you at this event!



Calendar of Events

Wednesday, June 15

7:00 pm

June Moon Critique and Ice Cream Social

Bring your artwork for critique and make your own hot fudge sundae

Wednesday, August 24

6:30 pm

Board of Directors Meeting

Friday, September 9

6:00 pm - 8:00 pm

Saturday, September 10

10:00 am - 12:00 pm

Registration for the Fall Art Show

Sunday, September 18

12:00 pm - 4:00 pm

Fall Art Show

awards ceremony at 3:30 pm

➤ ➤ ➤ IMPORTANT NOTICE ◀ ◀ ◀

Starting in September, the demonstrations will start at 7:00 pm instead of 7:30 pm.

Also starting in September the art shows will be held on Sundays only and the time will change to 12:00 pm - 4:00 pm.

Spring Art Show

Our annual Spring Art Show, Plant Sale and Floral Interpretations took place on May 21 & 22.

Thanks to Co-Chairs Nancy Clark, Judy Stuart, and Edi Young for putting together a great show. Thanks to volunteers Karen Callan, John Winters, Chet Fortun, Dianne & Kevin Burns, Cindy Brogan, Gerda Hoffmann, Toni Card, Kathy Carpenter, Michelle Pearce, Mike Lynn, Carolyn Straub, Lionel Morris and Sis Denson. You all did a great job!

Thanks also to our judges, Christina Beecher, Jack Gannon and Ann Gorbett. They were all impressed with the body of work and said that the show was quite noteworthy. Congratulations to all the winners and to Sis Denson who won a vase from Princess House for her floral interpretation.

Special
Congratulations
to our Best of
Show winner
Elsie Goldstein
for her painting
entitled
"In Living Color".





Congratulations to our scholarship winner
Tyler Poyant of North Attleboro.
 Tyler will be attending Syracuse
 University in the fall to study illustration.
 Tyler is pictured above with samples of his
 work he showed us before our May
 demonstration.

Class Schedule

Acrylic Decorative Painting with Sue Boerman

\$17/week

Mondays, 6:30 pm - 9:00 pm

Fridays, 10:30 am - 1:00 pm

year round

Drawing & Oil Painting with Tiago Finato

\$48/4 weeks (drawing)

\$60/4 weeks (painting)

Thursdays, 1:30 pm - 3:30 pm & 3:30 pm - 5:30 pm

year round

***** **NEW** *****

Acrylic Canvas Painting with Elsie Goldstein

\$50/4 weeks

June

Mondays, 3:30 pm - 5:30 pm

Fridays, 6:30 pm - 8:30 pm

ages 10 - adult

July

Wednesdays, 9:30 am - 11:30 am

Fridays, 6:30 pm - 8:30 pm

ages 10 - adult

August

Wednesdays, 9:30 am - 11:30 am

Fridays, July 29 - August 26, 6:30 pm - 8:30 pm

ages 10 - adult

To register for Elsie's class please call her at

508-823-2471



On Wednesday, May 18, TAA welcomed Tiago Finato as our guest oil portrait demonstrator.

Members of the audience interested in becoming Tiago's live model participated in a raffle and Lionel Morris was the winner.

Lionel was seated on a raised platform 8 feet away and Tiago's recommendation is to have the model no further than 10 feet away. Tiago's palette was limited in order to be efficient. He prefers hog hair filbert brushes and Old Holland paints and used Liquin as a medium to help move the paint.

Tiago's canvas had previously been painted with 3 coats of gesso (sanded after each application) and toned with Burnt Umber. He normally begins a portrait with a pencil sketch on the canvas but in the interest of time he sketched with his brush. The lesson for the audience was to stress the idea of understanding what you are doing and to know what the painting will be like in the end; make sure you have a concept.

Once Tiago figured where things were he proceeded to loosely paint in the overall shape of Lionel's head with Raw Umber. The first 20 minutes with a live model are the most important; once the model moves from the original position it's hard to replicate the pose and the position of the light. He established the dark and light sides of the head, put a few strokes in for the neck and shoulder area and placed the location of the nose. From there he figured the jaw line and eye sockets. He didn't worry about

the details at this point nor the likeness to the model because the painting was constantly changing as he painted. Any mistakes can easily be removed with a paper towel. More attention was given to the light side and the dark areas had less detail. He added darker values to the negative space in the background and said it is okay to use black instead of wasting time mixing your own. The background is there only to show the foreground.

After a brief break Tiago had to rely on his initial drawing. The model was only a reference at this point and he suggested that you trust your eye to see what you should paint with a live model; don't measure. When painting from a picture, however, measuring is a must. He continued to add form to the background and shoulder area then lightened the areas in the face. He used bright colors in a series of loose strokes of color rather than blend. The color stays pure that way and it gives the painting a sculptural look. The neck stayed cooler so it would recede. Constantly think about what the finished portrait will look like and keep comparing the placement of the eyes, nose and mouth without worrying about the details. Work big to small. You'll know you are done when the value transitions, textures, lines and small areas are there.

Tiago said, "Nothing is good enough in my paintings. I'm always trying to learn. Just paint! Don't be so critical. Enjoy each painting and keep them all. You'll learn as you go. After several years, you'll look back on them and see that you did learn. You need the record".

