

Taunton Art Association

42 Williams Street, Taunton, Massachusetts 02780 • (508) 822-4513

www.tauntonarts.org

e-mail: tauntonarts@live.com

Newsletter




June 2010

Taunton Art Association

42 Williams Street, Taunton, Massachusetts: 02780 • (508) 822-4513

The Taunton Art Association is supported in part by a grant from the Taunton Cultural Council, a local agency which is supported by the Massachusetts Cultural Council, a state agency.



MCC

massculturalcouncil.org

TAUNTON ART ASSOCIATION

MEMBERSHIP FORM 2010

42 Williams Street, Taunton, MA 02780

508-822-4513

website: www.tauntonarts.org

e-mail: tauntonarts@live.com

Dear Members,

Summer is upon us again. Where does the time go?! Don't forget to come to our annual fundraising event, June Moon Critique Night, which will be held on June 16 at 7:00 pm. This was very popular last year and we hope to see you there.

Please check our website or call us over the summer months for other classes and workshops we are planning. I hope everyone has a very enjoyable and safe summer.

Sincerely,
Sue Boerman

New Member _____ Renewing Member _____
Date _____

NAME _____
STREET _____
CITY/TOWN _____
PHONE _____ CELL PHONE _____
WEBSITE _____ E-MAIL _____

OFFICERS

President: Susan Boerman
Vice President: Ann Rebello
Treasurer: Judith Stuart
Recording Secretary: Toni Card
Corresponding Secretary: Edith Young
Membership Secretary: Kathy Carpenter

EXECUTIVE BOARD MEMBERS

Dianne Burns Michael Lynn
Karen Callan Ben Macomber
John Canto Thelma McCaffrey
Nancy Clark Marilyn Richardson
Sis Denson Carolyn Straub
Barbara Engler Linda Tikonoff
Chet Fortun Arthur Turcotte
Ted Lippold Joyce Wilkins

HONORARY BOARD MEMBERS

Barbara Arsenault John Barradas Mayor Crowley
Joan Roster Alden Thompson

What is your area of interest? Circle one: Arts Crafts Arts & Crafts
Arts (circle all that apply): Drawing Acrylics Oils Pastels Watercolor
Photography Three-Dimensional Mixed Media Other _____

If you have a business card, resume, or biography, please attach it with this questionnaire.

Please let us know how you can help TAA by checking one or more blanks:

____ Serving as an Officer _____ Art Education Committee
____ Serving as a Board Member _____ Scholarship Committee
____ Nominating Committee _____ Bldg./Grounds Committee
____ Membership Committee _____ Kitchen/Bath Committee
____ Grants Committee _____ Gallery/Library Committee
____ Bylaw Amendments Committee _____ Advertising/Pub. Committee
____ Newsletter/Brochure Committee _____ Arts Council (ACT) Delegate
____ Finance/Fundraising Committee _____ Co-Chair an Art Show
____ Program Committee (demos) _____ Assist with an Art Show
____ Workshop Committee (weekends) _____ Hospitality (incl. baking, etc.)

MEMBERSHIP CATAGORIES: Please check one and mail this form
with your check to TAA's address at the top of the form.

Single: \$20 _____ Family(same household): \$25 _____
Sponsor: \$30 _____ Patron: \$50 _____

DO NOT WRITE BELOW THIS LINE _____

Payment received by: _____ Date: _____ Cash: _____ Check# _____

Information recorded by: _____ Date: _____ Membership Card sent: _____

A New Spin of the Color Wheel Workshop

with Ted Lippold

Date: Saturday, July 17, 2010
Time: 9:30 am - 3:30 pm
Place: Taunton Art Association
 42 Williams St., Taunton, MA
Cost: Members: \$35
 Non-Members: \$40

About the workshop: Students will be introduced to color harmony and schemes and will make their own color wheels from their palette. Later in class students will have time to paint in a color scheme of their choice.

Materials Needed: painting kit (your favorite medium), color wheels you may have, good pair of scissors, 4 - 5 pictures you have painted

To Register: Complete the form below and return by **July 10** with a check made payable to **Taunton Art Association** and mail to:

Taunton Art Association
 42 Williams Street
 Taunton, MA 02780

Any questions? Please call Sue Boerman at 508-279-1590.
 Reservations held by check. Please bring a bag lunch.


NAME _____
 STREET _____
 TOWN _____ STATE _____ ZIP _____
 PHONE _____ E-MAIL _____

"June Moon"



fundraiser

On Wednesday June 16 at 7:00 pm
 TAA will be hosting it's 2nd annual Critique Night for your artwork and photographs. While you wait you can make your own sundae!
ALL ARE WELCOME FOR THIS EVENT.
 For \$5.00 you will receive 1 critique and 1 sundae. Additional works for critique will cost \$3.00 each.
 We look forward to seeing you at this event!



Calendar of Events

Sunday, June 13 - 1:00 pm - 4:00 pm

"Senior Visions"

Art show by Bridgewater & Middleboro seniors

Wednesday, June 16 - 7:00 pm

June Moon Critique Night Fundraiser

Bring your artwork/photographs to be critiqued by professional artists Marilyn Richardson & Ted Lippold and make your own sundaes.

Saturday, July 17 - 9:30 am - 3:30 pm

Workshop with Ted Lippold

"A New Spin of the Color Wheel: Demystifying Color Harmony with Color Schemes"

Tiago Finato's Thursday classes will continue and additional classes and workshops may be planned for the summer months including classes for children. Please check our website or call for updates.

Memo to Members:

The year is half over and if you have not sent in your 2010 dues this will be your last Newsletter and you will be removed from our mailing list. Please don't let this happen! We appreciate our members and we need you to help us continue to bring you great events. We've put in one last membership form in the back of this newsletter.

Thank You!

3.

On July 17 from 9:30 am - 3:30 pm Ted Lippold will be doing a workshop for us based on the color wheel called "A New Spin of the Color Wheel: Demystifying Color Harmony with Color Schemes".

After a brief introduction to color perception, color harmony and color schemes, students will make their own color wheels from the paints on their palettes. They will also be given a set of 12 templates to cut out and use with their color wheels to identify existing color schemes in several still-life arrangements, actual paintings, and photos of famous paintings. Students will also use the templates to evaluate color schemes they may have used in some of their previous paintings. Students will have time in the afternoon to complete any unfinished work from the morning and may also have time to do their own painting in a color scheme of their choice. The workshop is limited to 20 students and lasts for 6 hours including a 1 hour lunch break.

All media are welcome and the workshop is geared for high school age through adults who have some experience with art. The sign up sheet for this workshop is included in this newsletter.



Because you asked, here's Nancy Clark's recipe for
BLUEBERRY ALMOND CHEESECAKE BARS

- | | |
|---|---|
| 1- 1/4 cup sugar free cookie crumbs (I used Almond) | 1/3 cup reduced fat sour cream |
| 1/4 cup SPLENDA® No Calorie Sweetener, Granulated | 1- 1/2 teaspoon vanilla extract |
| 1/3 cup light butter, melted | 1/2 teaspoon almond extract |
| 12 oz. reduced fat cream cheese, softened | 3/4 cup fresh or frozen blueberries |
| 2/3 cup SPLENDA® No Calorie Sweetener, Granulated | 1/4 cup reduced-sugar apricot preserves |
| 2 large eggs | 1 tablespoon water |

1. Preheat oven to 350 degrees. Spray an 8-inch square pan with vegetable cooking spray. Set aside.
2. Combine graham cracker crumbs, SPLENDA granulated sweetener and butter. Mix well. Firmly press mixture evenly in bottom of prepared pan. Bake 5 minutes. Remove and set aside.
3. Beat cream cheese at medium speed with electric mixer until smooth. Gradually add SPLENDA, beating until blended. Add eggs one at a time, beating well after each addition. Add sour cream and vanilla beating just until blended. Gently stir in blueberries. Pour mixture into prepared pan.
4. Bake for 30 - 35 min. or until firm. Remove from oven and cool on a wire rack for 30 min. Cover and chill 2 hours.
5. Topping Directions: Combine apricot preserves and water in small saucepan. Cook over medium heat stirring constantly until jam melts. Spread over filling; cut into bars.

12.



Green Corner

Watercolor papers are made from cellulose, which is wood pulp, or 100% cotton rag. The most durable papers are made from 100% cotton rag. Papers from wood pulp are like painting on a blotter and don't stand up well to blending, scrubbing and lifting. By using 100% cotton rag you'll be buying the best and saving the trees!

submitted by Ted Lippold

Spring Art Show



Vincent Hebert won Best in Show for "Rachel's Gourd"

A few of our members had shows in May. At left, Karen Callan poses with a few of her 64 photos on display the at the Better Bean Coffee Company in Bridgewater.

Below is Marilyn Richardson (left) and Mona Cross (right) posing with their artwork at the Hughes/Donahue Gallery in Taunton where they were featured artists.

On May 22 & 23 TAA hosted it's annual Spring Art Show & Plant Sale. Just outside the Barradas Gallery people were greeted by Kevin & Chet manning the plant sale booth with a variety of plants that had been donated. Once inside, attendees were able to walk around and admire the talent that went into the 84 pieces of artwork that was on display. In additon, those in attendance were able to vote for their favorite floral arrangement that best interpreted a particular painting.

Thanks to Chairman Dianne Burns and Co-Chair Karen Callan for all the hard work they put in to make this show successful. Thanks to Kevin Burns & Chet Fortun for their work on the plant sale and to Nancy Clark for her work on the programs. Thanks also go out to Sis Denson, Toni Card, Joyce Wilkins, Judy Stuart, Kathy Carpenter, Edi Young, Alyce Crowell and Marilyn Richardson. And, of course, a big thanks to our judges



Becky Haletky, Richard Morton and Vincent LoPiccolo.

Congratulations to the Best of Show winner Vincent Hebert for his painted gourd entitled "Rachel's Gourd" and congratulations to all the winners in each category. We appreciate all of you who enter our show and hope we see you back again in the fall.

Last, but not least, congratulations to Dianne Burns for winning the People's Choice award (a lovely Princess House crystal vase) for best floral interpretation of Donna Taylor's painting entitled "Beaver Creek", pictured left.



Awaiting the awards ceremony.

A Special Thank You

On behalf of the Board of Directors and the membership, I'd like to give a special thank you to **DeCosta Awning** for donating a much needed new awning over our front doorway. A very special thank you to **John Barradas** who painted the TAA lettering on the awning. The new awning has really spruced up the front of the building and if you haven't been by lately make sure to check it out the next time you come.



Below is a TAA sign we found that John Barradas had made and decided to mount it on the side wall over the ramp




Kevin Burns helps customers at the plant table while John Barradas & Ted Lippold (right) discuss a painting.



Chloe Costa poses with her 3rd place winning entry in the drawing category for "Pajama Bag Stitch".

"Senior Visions"

Join us on **June 13 from 1:00 pm - 4:00 pm** for an Open House featuring artwork from Bridgewater and Middleboro painters. The groups have been meeting at their respective COA's for many years to socialize and be creative. A diverse body of work will be featured in oil, pastel, acrylic and watercolor. What they all have in common is a special vision. Everyone is welcome to meet the artists and view their remarkable work.





Carole Berren, with one of her paintings that is a work in progress.

On Wednesday, May 19 TAA hosted a watercolor demonstration by Carole Berren.

Carole, who has been teaching watercolor for 31 years, demonstrated her techniques on yupo paper. Yupo paper is a plastic coated paper that will not buckle, warp or tear, yet because it is plastic the oils from your fingers will act as a resist to the paint. Handle it as little as possible but if the oils from your hands get on the paper you can rub it with a tissue or with rubbing alcohol to remove the oils.

Carole is entertained by yupo paper. A chemical reaction occurs when the paint is applied and most times she lets the paint do it's own thing. The paint needs to be applied very wet and the paper must be flat for the first stages of the painting so they won't run off the paper. Sometimes she has an idea for a painting but a lot of times she just lets the painting take her on a journey. When she does sketch first she uses a Derwent sketching light wash pencil, which can be taken off with water. Regular erasers will create a resist on the paper.

Carole's paintings begin with either varigated washes or flat washes. A varigated wash is when different colors are applied next to each other and blend together to do their own thing. One color can be flicked onto another color, too, and some colors, such as yellow,

are more aggressive than others. The aggressive colors will push away surrounding colors, which can create interesting effects. When painting with varigated washes all of the paint applied stays wet for a while and she cautions not to use a hairdryer at this stage so the paint won't blow around.

Flat washes are brushed on but you may want to get rid of the brushstrokes. To do this roll over the area with a sponge roller very gently with little pressure. If you wanted to lighten the value of the area place a tissue over the desired area and roll over the tissue with the roller. You can then burnish the area again with the roller. To create textures you can use various items such as stamps, bubble wrap, stencils and pieces of a non-skid pad you put under rugs.

Once the first stage of the painting is dry you can wet it once with no consequence. The second time you wet it the paint will start to come off. With a very wet brush the paint can be pushed around to lighten the value or go right down to the paper if desired. Carole's paintings come to life by removing the color to adjust the values and define images created by the first stage of painting.

Glazing can be done on yupo but the surface of the paper has to be totally dry and the colors and values underneath will show through. Let dry before applying subsequent glazes. When the painting is complete it must have a protective finish or the paint can come off; the paint on yupo paper sits on top and does not seep into the paper. Carole uses Krylon Matte Spray.



Carole, right, explaining her techniques.